

SYSTEM REQUIREMENTS

- DoorBird IP Video Door Station D10x/D11x/D21x Series.
- Kwikset Wifi Smartlocks.

ADDITIONAL INFORMATION

The following guide will help you set up a DoorBird IP Video Door Station in connection with the Kwikset device. Please ensure the Kwikset device is connected to the Added "Wifi" network as your DoorBird IP Video Door Station.

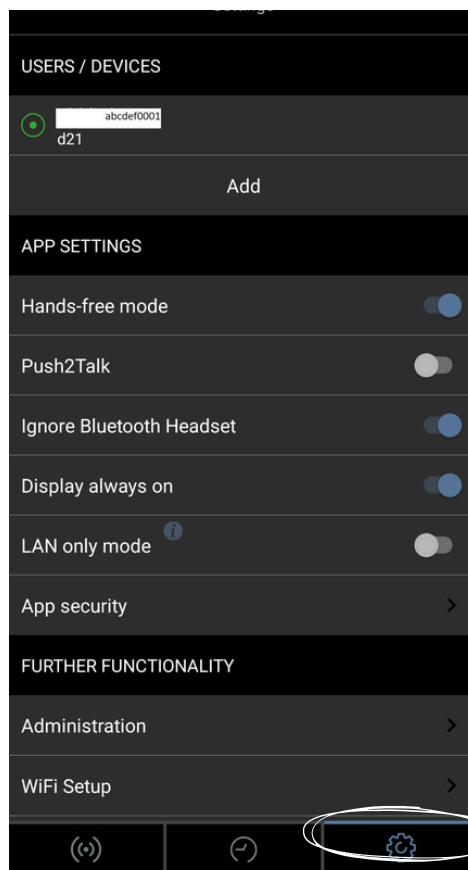
Please also make sure that your DoorBird is online using this service: <https://www.doorbird.com/checkonline>
The local IP address of your DoorBird is available from the same page.

- You can Unlock the Kwikset Smartlock Via DoorBird App.

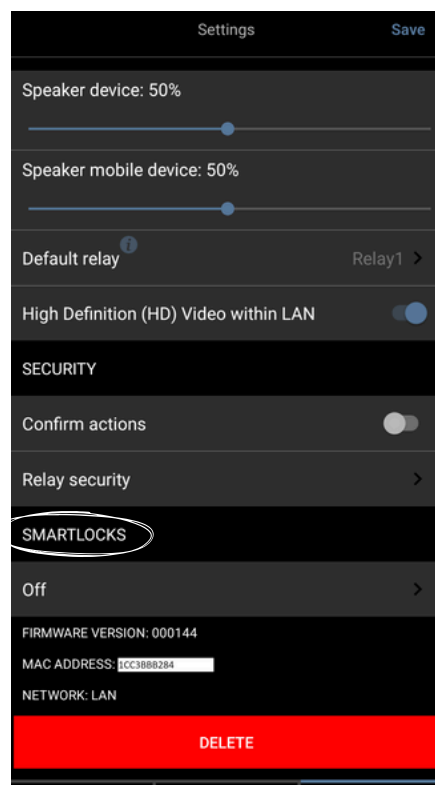
1. SETTING UP THE DOORBIRD IP VIDEO DOORSTATION

For the DoorBird IP Video Door Station to be properly able to communicate with the Kwikset Smart Lock, the DoorBird device's settings must be adjusted accordingly.

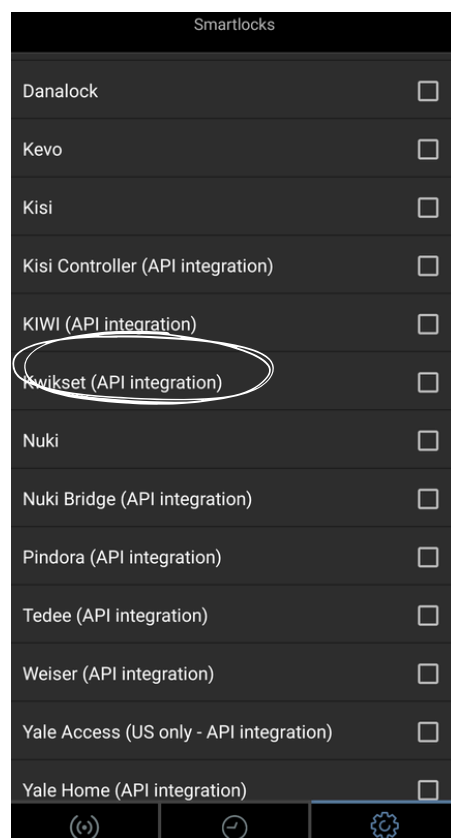
1. Open the DoorBird App and tap the Settings on the bottom right to enter the settings screen.



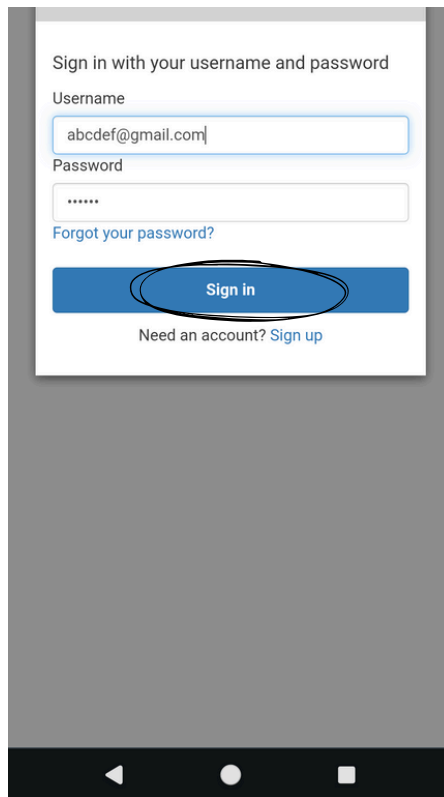
2. Click on the User0001 --> Go to SMARTLOCKS.



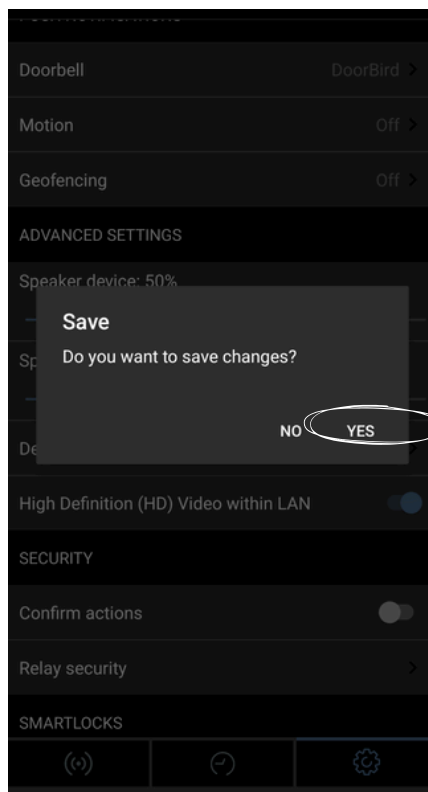
3. Click on the Kwikset (API Integration).



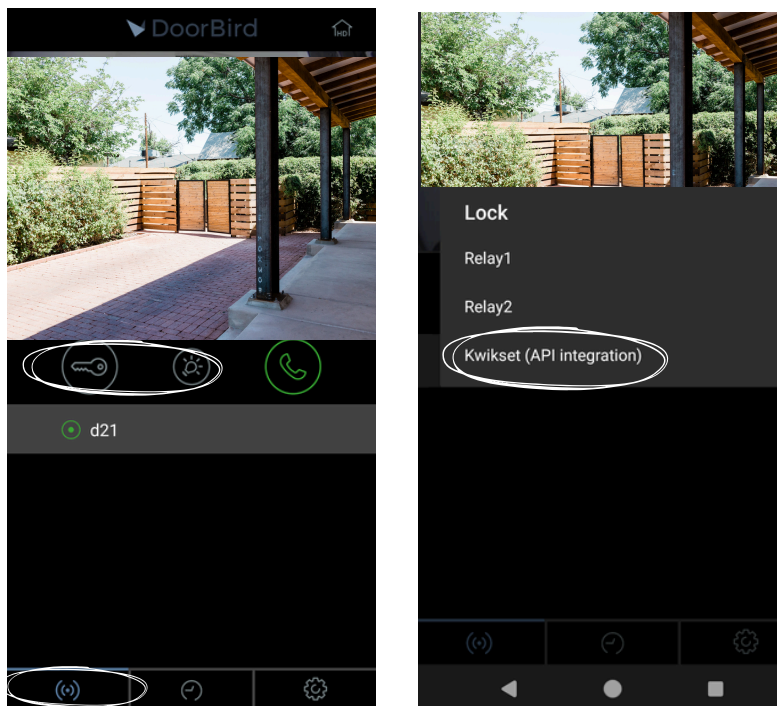
4. You will subsequently be presented with the Kwikset Login screen.
Enter the credentials belonging to your Kwikset account and tap "SIGN IN".



5. Click on back to Settings, Click on yes to Save the changes.



5. Go to DoorBird Live view and Click on Key Button to Trigger the Kwikset Smartlock.



Note: For questions and problems regarding our devices (DoorBird IP Video Door Station or DoorBird IP Upgrade), please contact our technical support via the contact form online: <https://www.doorbird.com/de/contact>.

Note: For questions and problems regarding Kwikset devices (for Technical issues), please contact the manufacturer directly via Kwikset Customer Service: <https://www.kwikset.com/support/customer-service>

FIRMWARE INFORMATION

This manual was tested using the following versions:

1. Kwikset

Hardware device series: HALO

Kwikset App version: 2.3.0

2. DoorBird App Version:

Android: 5.40

iOS: 5.40

3. Door Bird IP Video Door Station:

Hardware device series: D21DKH-V2A

Software Version: 000145

Hardware device series: D1102FV

Software Version: 000144

Hardware device series: D101S

Software Version: 000145